

ALICE IN EMMET COUNTY

2015 Point-in-Time Data

Population: 33,018 | **Number of Households:** 13,948

Median Household Income: \$51,018 (state average: \$51,084)

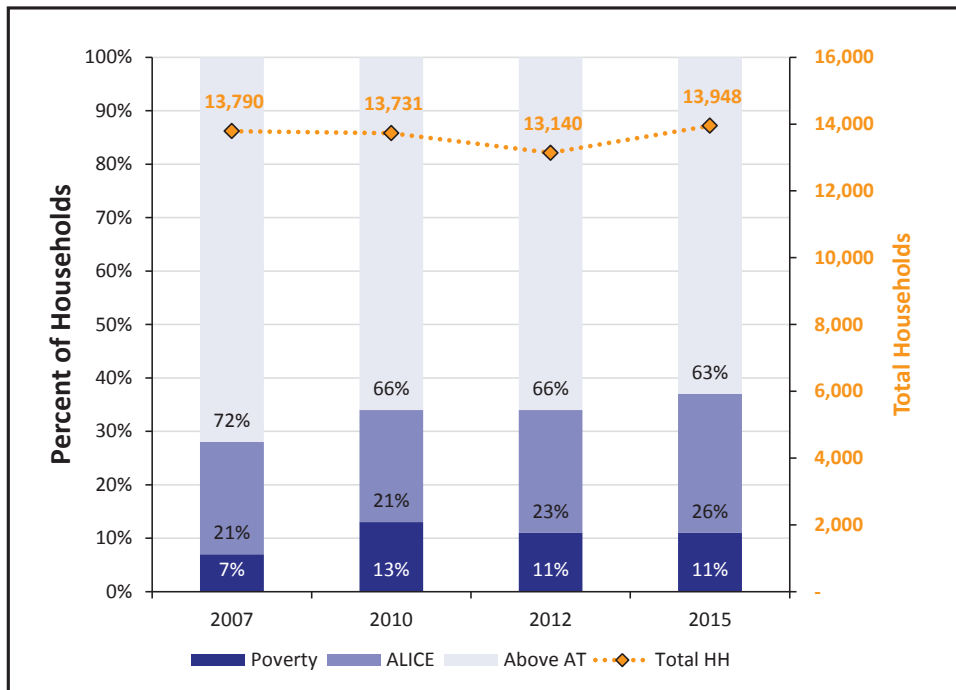
Unemployment Rate: 8.4% (state average: 7.2%)

ALICE Households: 26% (state average: 25%); **Poverty Households:** 11% (state average: 15%)

How many households are struggling?

ALICE is an acronym for **A**sset Limited, **I**ncome **C**onstrained, **E**mloyed – households that earn more than the Federal Poverty Level, but less than the basic cost of living for the county (the ALICE Threshold, or AT). Combined, the number of poverty and ALICE households equals the total population struggling to afford basic needs. The number of households below the ALICE Threshold changes over time; households move in and out of poverty and ALICE as circumstances improve or worsen. The Great Recession, from 2007 to 2010, caused hardship for many families. Conditions started to improve in 2010 and 2012 for some, but not for all.

Households by Income, 2007 to 2015



What does it cost to afford the basic necessities?

The bare-minimum Household Survival Budget does not include any savings, leaving a household vulnerable to unexpected expenses. ALICE households typically earn above the Federal Poverty Level of \$11,770 for a single adult and \$24,250 for a family of four, but less than the Household Survival Budget.

Household Survival Budget, Emmet County

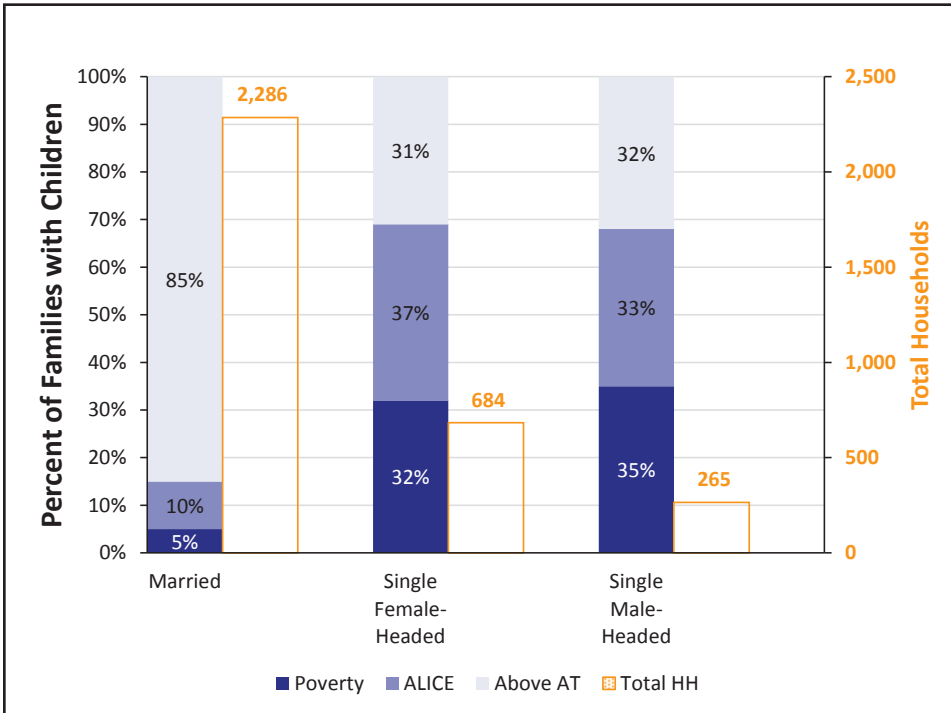
	SINGLE ADULT	2 ADULTS, 1 INFANT, 1 PRESCHOOLER
Monthly Costs		
Housing	\$553	\$764
Child Care	\$-	\$1,001
Food	\$184	\$609
Transportation	\$349	\$697
Health Care	\$184	\$707
Miscellaneous	\$146	\$407
Taxes	\$189	\$295
Monthly Total	\$1,605	\$4,480
ANNUAL TOTAL	\$19,260	\$53,760
Hourly Wage	\$9.63	\$26.88

Sources: 2015 Point-in-Time Data: American Community Survey. ALICE Demographics: American Community Survey; the ALICE Threshold. Budget: U.S. Department of Housing and Urban Development (HUD); U.S. Department of Agriculture (USDA); Bureau of Labor Statistics (BLS); Internal Revenue Service (IRS); Michigan Department of Treasury; Early Childhood Investment Corporation.

How many families with children are struggling?

Children add significant expense to a family budget, so it is not surprising that many Emmet County families with children live below the ALICE Threshold. Though more Emmet County families are headed by married parents, those families with a single parent are more likely to have income below the ALICE Threshold.

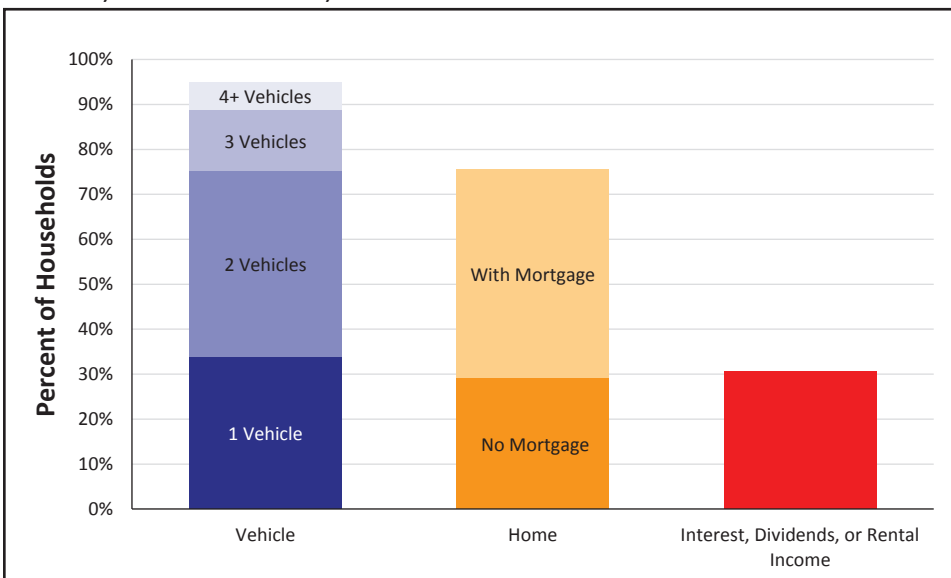
Families with Children by Income, 2015



What assets do households have?

Ownership of assets can contribute to stability of households. Yet few families in Emmet County own liquid assets, such as a savings account, 401(k) plan, or rental income, that are readily available to cover emergency expenses. Vehicles, the most common asset, depreciate over time. Homeownership, the next most common asset, can build wealth, but is not a liquid asset.

Assets, All Households, 2015



Emmet County, 2015		
Town	Total HH	% ALICE & Poverty
Bear Creek Township	2,466	32%
Bliss Township	259	45%
Carp Lake Township	356	38%
Center Township	225	41%
Cross Village Township	127	52%
Friendship Township	352	35%
Harbor Springs City	482	41%
Little Traverse Township	1,077	29%
Littlefield Township	1,186	32%
Maple River Township	515	42%
Mckinley Township	521	58%
Petoskey City	2,869	50%
Pleasantview Township	367	32%
Readmond Township	286	30%
Resort Township	1,006	21%
Springvale Township	795	27%
Wawatam Township	294	51%
West Traverse Township	765	23%

Note: Municipal-level data on this page is for Places and County Subdivisions, which include Census Designated Places (CDP). These are overlapping geographies so totals will not match county-level data. Municipal-level data often relies on 5-year averages and is not available for the smallest towns that do not report income.